

Write your name here

Surname

Other names

Pearson Edexcel
Level 3 GCE

Centre Number

--	--	--	--	--

Candidate Number

--	--	--	--

Mathematics

Advanced

Paper 2: Pure Mathematics 2

Specimen Paper

Time: 2 hours

Paper Reference

9MA0/02

You must have:

Mathematical Formulae and Statistical Tables, calculator

Total Marks

--

Candidates may use any calculator allowed by the regulations of the Joint Council for Qualifications. Calculators must not have the facility for symbolic algebra manipulation, differentiation and integration, or have retrievable mathematical formulae stored in them.

Instructions

- Use **black** ink or ball-point pen.
- If pencil is used for diagrams/sketches/graphs it must be dark (HB or B).
- **Fill in the boxes** at the top of this page with your name, centre number and candidate number.
- Answer **all** questions and ensure that your answers to parts of questions are clearly labelled.
- Answer the questions in the spaces provided – *there may be more space than you need.*
- You should show sufficient working to make your methods clear. Answers without working may not gain full credit.
- Answers should be given to three significant figures unless otherwise stated.

Information

- A booklet 'Mathematical Formulae and Statistical Tables' is provided.
- There are 14 questions in this question paper. The total mark for this paper is 100.
- The marks for each question are shown in brackets – *use this as a guide as to how much time to spend on each question.*

Advice

- Read each question carefully before you start to answer it.
- Try to answer every question.
- Check your answers if you have time at the end.

Turn over ►

S60737A

©2018 Pearson Education Ltd.

1/1/



Pearson

Answer ALL questions. Write your answers in the spaces provided.

1.

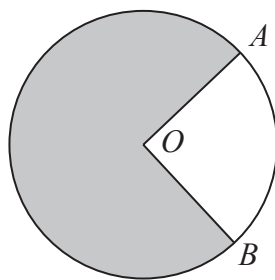


Figure 1

Figure 1 shows a circle with centre O . The points A and B lie on the circumference of the circle.

The area of the major sector, shown shaded in Figure 1, is 135 cm^2 .

The reflex angle AOB is 4.8 radians.

Find the exact length, in cm, of the minor arc AB , giving your answer in the form $a\pi + b$, where a and b are integers to be found.

(4)

DO NOT WRITE IN THIS AREA

DO NOT WRITE IN THIS AREA

DO NOT WRITE IN THIS AREA



Question 1 continued

DO NOT WRITE IN THIS AREA

DO NOT WRITE IN THIS AREA

DO NOT WRITE IN THIS AREA

Lined writing area for the answer.

(Total for Question 1 is 4 marks)



3. A cup of hot tea was placed on a table. At time t minutes after the cup was placed on the table, the temperature of the tea in the cup, θ °C, is modelled by the equation

$$\theta = 25 + Ae^{-0.03t}$$

where A is a constant.

The temperature of the tea was 75 °C when the cup was placed on the table.

- (a) Find a complete equation for the model. (1)

- (b) Use the model to find the time taken for the tea to cool from 75 °C to 60 °C, giving your answer in minutes to one decimal place. (2)

Two hours after the cup was placed on the table, the temperature of the tea was measured as 20.3 °C.

Using this information,

- (c) evaluate the model, explaining your reasoning. (1)



Question 3 continued

DO NOT WRITE IN THIS AREA

DO NOT WRITE IN THIS AREA

DO NOT WRITE IN THIS AREA

(Total for Question 3 is 4 marks)



5. The line l has equation

$$3x - 2y = k$$

where k is a real constant.

Given that the line l intersects the curve with equation

$$y = 2x^2 - 5$$

at two distinct points, find the range of possible values for k .

(5)

DO NOT WRITE IN THIS AREA

DO NOT WRITE IN THIS AREA

DO NOT WRITE IN THIS AREA



6.

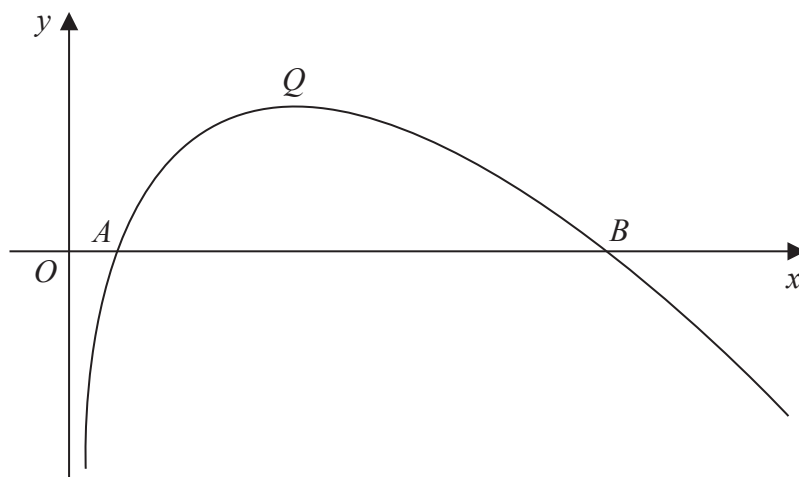


Figure 2

Figure 2 shows a sketch of the curve with equation $y = f(x)$, where

$$f(x) = (8 - x) \ln x, \quad x > 0$$

The curve cuts the x -axis at the points A and B and has a maximum turning point at Q , as shown in Figure 2.

(a) Find the x coordinate of A and the x coordinate of B . (1)

(b) Show that the x coordinate of Q satisfies

$$x = \frac{8}{1 + \ln x} \quad (4)$$

(c) Show that the x coordinate of Q lies between 3.5 and 3.6 (2)

(d) Use the iterative formula

$$x_{n+1} = \frac{8}{1 + \ln x_n} \quad n \in \mathbb{N}$$

with $x_1 = 3.5$ to

(i) find the value of x_5 to 4 decimal places,

(ii) find the x coordinate of Q accurate to 2 decimal places. (2)



7. A bacterial culture has area $p \text{ mm}^2$ at time t hours after the culture was placed onto a circular dish.

A scientist states that at time t hours, the rate of increase of the area of the culture can be modelled as being proportional to the area of the culture.

(a) Show that the scientist's model for p leads to the equation

$$p = ae^{kt}$$

where a and k are constants.

(4)

The scientist measures the values for p at regular intervals during the first 24 hours after the culture was placed onto the dish.

She plots a graph of $\ln p$ against t and finds that the points on the graph lie close to a straight line with gradient 0.14 and vertical intercept 3.95

(b) Estimate, to 2 significant figures, the value of a and the value of k .

(3)

(c) Hence show that the model for p can be rewritten as

$$p = ab^t$$

stating, to 3 significant figures, the value of the constant b .

(2)

With reference to this model,

(d) (i) interpret the value of the constant a ,

(ii) interpret the value of the constant b .

(2)

(e) State a long term limitation of the model for p .

(1)



Question 7 continued

DO NOT WRITE IN THIS AREA

DO NOT WRITE IN THIS AREA

DO NOT WRITE IN THIS AREA

A large rectangular area containing 30 horizontal lines for writing, intended for the student's response to Question 7.



Question 7 continued

Blank lined area for student response.

DO NOT WRITE IN THIS AREA

DO NOT WRITE IN THIS AREA

DO NOT WRITE IN THIS AREA



8.

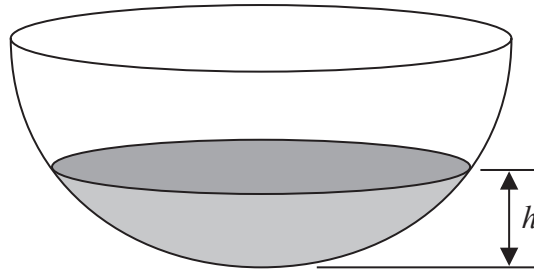


Figure 3

A bowl is modelled as a hemispherical shell as shown in Figure 3.

Initially the bowl is empty and water begins to flow into the bowl.

When the depth of the water is h cm, the volume of water, V cm³, according to the model is given by

$$V = \frac{1}{3} \pi h^2 (75 - h), \quad 0 \leq h \leq 24$$

The flow of water into the bowl is at a constant rate of 160π cm³ s⁻¹ for $0 \leq h \leq 12$

(a) Find the rate of change of the depth of the water, in cm s⁻¹, when $h = 10$ (5)

Given that the flow of water into the bowl is increased to a constant rate of 300π cm³ s⁻¹ for $12 < h \leq 24$

(b) find the rate of change of the depth of the water, in cm s⁻¹, when $h = 20$ (2)

DO NOT WRITE IN THIS AREA

DO NOT WRITE IN THIS AREA

DO NOT WRITE IN THIS AREA



10.

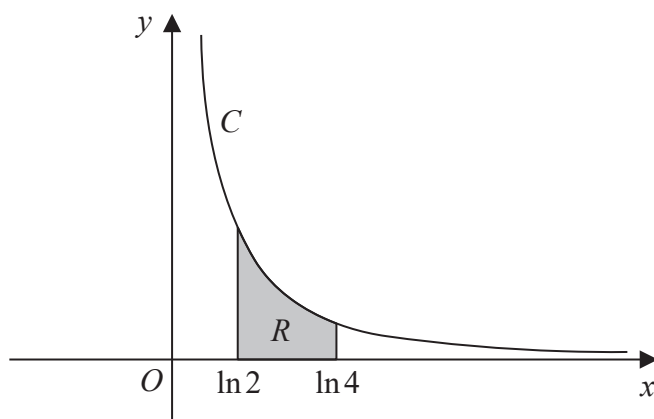


Figure 4

Figure 4 shows a sketch of the curve C with parametric equations

$$x = \ln(t + 2), \quad y = \frac{1}{t + 1}, \quad t > -\frac{2}{3}$$

(a) State the domain of values of x for the curve C .

(1)

The finite region R , shown shaded in Figure 4, is bounded by the curve C , the line with equation $x = \ln 2$, the x -axis and the line with equation $x = \ln 4$

(b) Use calculus to show that the area of R is $\ln\left(\frac{3}{2}\right)$.

(8)



