



AS
FURTHER MATHEMATICS
7366/1

Paper 1

Mark scheme

June 2020

Version: 1.0 Final Mark Scheme

Mark schemes are prepared by the Lead Assessment Writer and considered, together with the relevant questions, by a panel of subject teachers. This mark scheme includes any amendments made at the standardisation events which all associates participate in and is the scheme which was used by them in this examination. The standardisation process ensures that the mark scheme covers the students' responses to questions and that every associate understands and applies it in the same correct way. As preparation for standardisation each associate analyses a number of students' scripts. Alternative answers not already covered by the mark scheme are discussed and legislated for. If, after the standardisation process, associates encounter unusual answers which have not been raised they are required to refer these to the Lead Examiner.

It must be stressed that a mark scheme is a working document, in many cases further developed and expanded on the basis of students' reactions to a particular paper. Assumptions about future mark schemes on the basis of one year's document should be avoided; whilst the guiding principles of assessment remain constant, details will change, depending on the content of a particular examination paper.

Further copies of this mark scheme are available from aqa.org.uk

Copyright information

AQA retains the copyright on all its publications. However, registered schools/colleges for AQA are permitted to copy material from this booklet for their own internal use, with the following important exception: AQA cannot give permission to schools/colleges to photocopy any material that is acknowledged to a third party even for internal use within the centre.

Copyright © 2020 AQA and its licensors. All rights reserved.

Mark scheme instructions to examiners

General

The mark scheme for each question shows:

- the marks available for each part of the question
- the total marks available for the question
- marking instructions that indicate when marks should be awarded or withheld including the principle on which each mark is awarded. Information is included to help the examiner make his or her judgement and to delineate what is creditworthy from that not worthy of credit
- a typical solution. This response is one we expect to see frequently. However credit must be given on the basis of the marking instructions.

If a student uses a method which is not explicitly covered by the marking instructions the same principles of marking should be applied. Credit should be given to any valid methods. Examiners should seek advice from their senior examiner if in any doubt.

Key to mark types

M	mark is for method
R	mark is for reasoning
A	mark is dependent on M marks and is for accuracy
B	mark is independent of M marks and is for method and accuracy
E	mark is for explanation
F	follow through from previous incorrect result

Key to mark scheme abbreviations

CAO	correct answer only
CSO	correct solution only
ft	follow through from previous incorrect result
'their'	indicates that credit can be given from previous incorrect result
AWFW	anything which falls within
AWRT	anything which rounds to
ACF	any correct form
AG	answer given
SC	special case
OE	or equivalent
NMS	no method shown
PI	possibly implied
sf	significant figure(s)
dp	decimal place(s)

Examiners should consistently apply the following general marking principles:

No Method Shown

Where the question specifically requires a particular method to be used, we must usually see evidence of use of this method for any marks to be awarded.

Where the answer can be reasonably obtained without showing working and it is very unlikely that the correct answer can be obtained by using an incorrect method, we must award **full marks**. However, the obvious penalty to candidates showing no working is that incorrect answers, however close, earn **no marks**.

Where a question asks the candidate to state or write down a result, no method need be shown for full marks.

Where the permitted calculator has functions which reasonably allow the solution of the question directly, the correct answer without working earns **full marks**, unless it is given to less than the degree of accuracy accepted in the mark scheme, when it gains **no marks**.

Otherwise we require evidence of a correct method for any marks to be awarded.

Diagrams

Diagrams that have working on them should be treated like normal responses. If a diagram has been written on but the correct response is within the answer space, the work within the answer space should be marked. Working on diagrams that contradicts work within the answer space is not to be considered as choice but as working, and is not, therefore, penalised.

Work erased or crossed out

Erased or crossed out work that is still legible and has not been replaced should be marked. Erased or crossed out work that has been replaced can be ignored.

Choice

When a choice of answers and/or methods is given and the student has not clearly indicated which answer they want to be marked, mark positively, awarding marks for all of the student's best attempts. Withhold marks for final accuracy and conclusions if there are conflicting complete answers or when an incorrect solution (or part thereof) is referred to in the final answer.

AS/A-level Maths/Further Maths assessment objectives

AO		Description
AO1	AO1.1a	Select routine procedures
	AO1.1b	Correctly carry out routine procedures
	AO1.2	Accurately recall facts, terminology and definitions
AO2	AO2.1	Construct rigorous mathematical arguments (including proofs)
	AO2.2a	Make deductions
	AO2.2b	Make inferences
	AO2.3	Assess the validity of mathematical arguments
	AO2.4	Explain their reasoning
	AO2.5	Use mathematical language and notation correctly
AO3	AO3.1a	Translate problems in mathematical contexts into mathematical processes
	AO3.1b	Translate problems in non-mathematical contexts into mathematical processes
	AO3.2a	Interpret solutions to problems in their original context
	AO3.2b	Where appropriate, evaluate the accuracy and limitations of solutions to problems
	AO3.3	Translate situations in context into mathematical models
	AO3.4	Use mathematical models
	AO3.5a	Evaluate the outcomes of modelling in context
	AO3.5b	Recognise the limitations of models
	AO3.5c	Where appropriate, explain how to refine models

Q	Marking instructions	AO	Marks	Typical solution
1	Ticks correct box.	1.1b	B1	$2\left(\cos\left(-\frac{\pi}{3}\right) + i\sin\left(-\frac{\pi}{3}\right)\right)$
	Total		1	

Q	Marking instructions	AO	Marks	Typical solution
2	Ticks correct box.	1.2	B1	$1 + i$ and 1
	Total		1	

Q	Marking instructions	AO	Marks	Typical solution
3	Ticks correct box.	1.1b	B1	$\{x: x < 1\} \cup \{x: 2 < x < a\}$
	Total		1	

Q	Marking instructions	AO	Marks	Typical solution
4(a)	Obtains one correct element in terms of a . Must be a 2×2 matrix.	1.1a	M1	$\begin{bmatrix} 2 & a & 3 \\ 0 & -2 & 1 \end{bmatrix} \begin{bmatrix} 1 & -3 \\ -2 & 4a \\ 0 & 5 \end{bmatrix}$ $= \begin{bmatrix} 2 - 2a + 0 & -6 + 4a^2 + 15 \\ 0 + 4 + 0 & 0 - 8a + 5 \end{bmatrix} = \begin{bmatrix} 2 - 2a & 4a^2 + 9 \\ 4 & 5 - 8a \end{bmatrix}$
	Obtains the correct product. Accept unsimplified. ISW	1.1b	A1	
4(b)	Obtains the correct determinant. Accept unsimplified. ISW Follow through their 2×2 matrix with at least one element in terms of a .	1.1b	B1F	$(2 - 2a)(5 - 8a) - 4(4a^2 + 9)$ $= 10 - 16a - 10a + 16a^2 - 16a^2 - 36$ $= -26 - 26a$
4(c)	Selects a method to show that AB is singular. e.g. equates their expression for the determinant to zero or substitutes $a = -1$ into their expression for the determinant.	1.1a	M1	$\mathbf{AB} \text{ is singular when } \det \mathbf{AB} = 0$ $-26 - 26a = 0$ $-26a = 26$ $a = -1$
	Completes a fully correct reasoned argument to show that AB is singular, clearly referring to singular \Leftrightarrow determinant = 0.	2.1	R1	
Total			5	

Q	Marking instructions	AO	Marks	Typical solution
5(a)	Completes a rigorous argument to show that $r^2(r+1)^2 - (r-1)^2r^2 = 4r^3$ Must show at least one intermediate step.	2.1	R1	$r^2(r+1)^2 - (r-1)^2r^2 = r^2(r^2 + 2r + 1) - r^2(r^2 - 2r + 1)$ $= r^4 + 2r^3 + r^2 - r^4 + 2r^3 - r^2 = 4r^3$
5(b)	Uses the result from (a) with their p to express $\sum r^3$ in terms of $\sum r^2(r+1)^2 - (r-1)^2r^2$ with one pair of terms of the sum written correctly.	1.1a	M1	$\sum_{r=1}^n 4r^3 = \sum_{r=1}^n [r^2(r+1)^2 - (r-1)^2r^2]$
	Writes down at least three pairs of terms including the first and last pair of terms of the sum.	1.1b	A1	$= 1^2 \times 2^2 - \cancel{0^2 \times 1^2}$ $+ \cancel{2^2 \times 3^2} - \cancel{1^2 \times 2^2}$ $+ \dots \dots \dots$
	Completes a reasoned argument using the method of differences to show that $\sum_{r=1}^n r^3 = \frac{1}{4}n^2(n+1)^2$	2.1	R1	$+ \cancel{(n-1)^2n^2} - \cancel{(n-2)^2(n-1)^2}$ $+ n^2(n+1)^2 - \cancel{(n-1)^2n^2}$ $= n^2(n+1)^2 - 0^2 \times 1^2$ $\sum_{r=1}^n r^3 = \frac{1}{4}n^2(n+1)^2$
Total			4	

Q	Marking instructions	AO	Marks	Typical solution
6	Assesses the validity of Anna’s work by identifying her error, e.g. that the angle is not 30° or that $\cos \theta$ has been ignored.	2.3	B1	<p style="text-align: center;">Anna gave the wrong angle</p> $\sin \theta = \frac{1}{2} \Rightarrow \theta = 30^\circ \text{ or } \theta = 150^\circ$ $\cos \theta = -\frac{\sqrt{3}}{2} \Rightarrow \theta = 150^\circ \text{ or } \theta = -150^\circ$ <p style="text-align: center;">$\therefore \theta = 150^\circ$</p>
	States the correct angle 150° .	1.1b	B1	
Total			2	

Q	Marking instructions	AO	Marks	Typical solution
7	Shows that $7^n - 3^n$ is divisible by 4 for $n = 1$.	1.1b	B1	$7^1 - 3^1 = 7 - 3 = 4$ <p>Assume it is true for $n = k$</p> $\therefore 7^k - 3^k = 4m$ <p>where m is an integer</p> $7^{k+1} - 3^{k+1} = 7 \times 7^k - 3 \times 3^k$ $= 7(4m + 3^k) - 3 \times 3^k$ $= 28m + 4 \times 3^k$ $= 4(7m + 3^k)$ <p>\therefore it is also true for $n = k + 1$</p> <p>It is true for $n = 1$. If it is true for $n = k$ then it is true for $n = k + 1$. Therefore, by induction, $7^n - 3^n$ is divisible by 4 for all integers, $n \geq 1$.</p>
	States the assumption that $7^k - 3^k$ is divisible by 4 and considers $7^{k+1} - 3^{k+1}$, by using 7×7^k or 3×3^k .	2.4	M1	
	Completes rigorous working to deduce that $7^{k+1} - 3^{k+1}$ is divisible by 4.	2.2a	R1	
	Concludes a reasoned argument by stating that $7^n - 3^n$ is divisible by 4 for $n = 1$; that if $7^k - 3^k$ is divisible by 4, then $7^{k+1} - 3^{k+1}$ is divisible by 4 and hence, by induction, $7^n - 3^n$ is divisible by 4 for $n \geq 1$.	2.1	R1	
	Total		4	

Q	Marking instructions	AO	Marks	Typical solution
8(a)	Writes $\tanh x$ or $\tanh y$ in exponential form.	1.2	B1	Let $y = \tanh^{-1} x$ $x = \tanh y$ $x = \frac{(e^y - e^{-y})}{(e^y + e^{-y})}$ $= \frac{e^{2y} - 1}{e^{2y} + 1}$ $x(e^{2y} + 1) = e^{2y} - 1$ $xe^{2y} + x = e^{2y} - 1$ $1 + x = e^{2y} - xe^{2y}$ $1 + x = e^{2y}(1 - x)$ $\frac{1 + x}{1 - x} = e^{2y}$ $2y = \ln\left(\frac{1 + x}{1 - x}\right)$ $y = \frac{1}{2}\ln\left(\frac{1 + x}{1 - x}\right)$ $\tanh^{-1} x = \frac{1}{2}\ln\left(\frac{1 + x}{1 - x}\right)$
	Selects a method by forming an equation of the form $x = \tanh y$.	3.1a	M1	
	Forms an equation in e^{2y} .	1.1a	M1	
	Isolates the terms in e^{2y} .	1.1a	M1	
	Completes a rigorous argument to show that $\tanh^{-1} x = \frac{1}{2}\ln\left(\frac{1 + x}{1 - x}\right)$	2.1	R1	

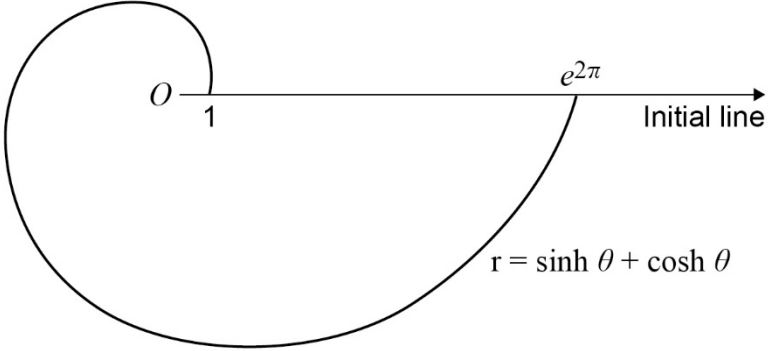
8(b)	Selects a method by assuming, for contradiction, that the graphs do meet and forms the equation $\sinh x = \cosh x$.	3.1a	M1	<p>If the graphs meet, then $\sinh x = \cosh x$</p> $\frac{1}{2}(e^x - e^{-x}) = \frac{1}{2}(e^x + e^{-x})$ $e^x - e^{-x} = e^x + e^{-x}$ $0 = 2e^{-x}$ <p>but $e^{-x} > 0$</p> <p>\therefore the graphs of $y = \sinh x$ and $y = \cosh x$ do not intersect</p>
	Deduces that $\tanh x = 1$ or that $2e^{-x} = 0$.	2.2a	A1	
	Completes a rigorous argument to prove the required result that the graphs of $y = \sinh x$ and $y = \cosh x$ do not intersect.	2.1	R1	
	Total		8	

Q	Marking instructions	AO	Marks	Typical solution
9(a)(i)	Obtains the correct value of $\alpha\beta = \frac{3}{2}$.	1.2	B1	$\alpha\beta = \frac{3}{2}$
9(a)(ii)	Obtains the correct value of $\alpha + \beta = -\frac{p}{2}$.	1.2	B1	$\alpha + \beta = -\frac{p}{2}$
9(b)	Expresses $(\alpha - \beta)^2$ in the form of $(\alpha + \beta)^2 + m\alpha\beta$.	1.1a	M1	$ \begin{aligned} (\alpha - \beta)^2 &= \alpha^2 - 2\alpha\beta + \beta^2 \\ &= (\alpha + \beta)^2 - 2\alpha\beta - 2\alpha\beta \\ &= \left(-\frac{p}{2}\right)^2 - 4 \times \frac{3}{2} \\ &= \frac{p^2}{4} - 6 \end{aligned} $
	Obtains the correct value of $(\alpha - \beta)^2 = \frac{p^2}{4} - 6$. (May be unsimplified.) FT their $\alpha\beta$ and $\alpha + \beta$.	1.1b	A1F	

9(c)	Selects a method to find the quadratic equation with roots $\alpha - 1$, $\beta + 1$ by expressing the sum and product of roots in terms of α and β .	3.1a	M1	$\text{New sum} = \alpha - 1 + \beta + 1 = \alpha + \beta = -\frac{p}{2}$ $\alpha - \beta = \sqrt{\frac{p^2}{4} - 6}$ <p style="text-align: center;">positive root only as $\alpha > \beta$</p> $\text{New product} = (\alpha - 1)(\beta + 1) = \alpha\beta + \alpha - \beta - 1$ $= \frac{3}{2} + \sqrt{\left(\frac{p^2}{4} - 6\right)} - 1$ $= \frac{1}{2} + \sqrt{\frac{p^2}{4} - 6}$ $x^2 - x\left(-\frac{p}{2}\right) + \frac{1}{2} + \sqrt{\left(\frac{p^2}{4} - 6\right)} = 0$
	Obtains the sum of roots = their $\alpha + \beta$.	1.1b	B1F	
	Finds an expression for $\alpha - \beta$ in terms of p . FT their $(\alpha - \beta)^2$.	1.1b	B1F	
	Obtains a correct quadratic equation with roots $\alpha - 1$, $\beta + 1$. FT their $(\alpha - \beta)^2$ and their $\alpha + \beta$. Condone a quadratic expression. ISW after a correct equation or expression.	1.1b	A1F	
Total			8	

Q	Marking instructions	AO	Marks	Typical solution
10(a)	Selects a method to find the values of a, b, c . e.g. by expanding $(x + a)(y + b) = c$ or by multiplying the equation by $(2x + 4)$ and expanding or by dividing the numerator of the equation by its denominator.	3.1a	M1	$y(2x + 4) = 3x - 5$ $2xy + 4y = 3x - 5$ $xy + 2y - \frac{3}{2}x + \frac{5}{2} = 0$ $xy + 2y - \frac{3}{2}x - 3 = -\frac{11}{2}$ $(x + 2)\left(y - \frac{3}{2}\right) = -\frac{11}{2}$
	Expresses the original equation in a form that allows comparison with $(x + a)(y + b) = c$.	1.1a	M1	
	Completes a rigorous argument to show that $y = \frac{3x-5}{2x+4}$ can be written as $(x + 2)\left(y - \frac{3}{2}\right) = -\frac{11}{2}$.	2.1	R1	
10(b)	Obtains a correct asymptote.	1.1b	B1	$x = -2$
	Obtains the other correct asymptote and no incorrect asymptotes.	1.1b	B1	$y = \frac{3}{2}$

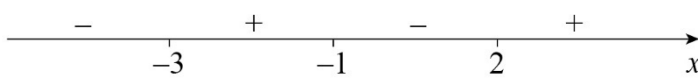
10(c)	Sketches a curve asymptotic to $x = -2$ or $y = \frac{3}{2}$. FT their asymptotes.	1.1b	B1F	
	Sketches a curve with two branches, asymptotic to their asymptotes.	1.1a	M1	
	Deduces the shape of the curve and sketches it correctly with a root at $\frac{5}{3}$ and y -intercept at $-\frac{5}{4}$. FT their asymptotes.	2.2a	A1F	
Total			8	

Q	Marking instructions	AO	Marks	Typical solution
11	Selects an approach to sketch the polar graph of $r = \sinh \theta + \cosh \theta$ e.g. by evaluating r for at least 3 values of θ PI or by finding $\sinh \theta + \cosh \theta = e^\theta$.	3.1a	M1	$\sinh \theta + \cosh \theta = e^\theta$ 
	Draws a spiral.	1.1a	M1	
	Completes a fully correct sketch with the spiral beginning and ending on the initial line (not at the pole.)	1.1b	A1	
	Total		3	

Q	Marking instructions	AO	Marks	Typical solution
12	Selects a method to determine the mean value of h by describing the effect of either transformation on the graph of $y = f(x)$. PI by $-m$ or $km \pm 7$.	3.1a	M1	$\text{mean} = -m$
	Obtains the correct answer $7 - m$.	1.1b	A1	$\text{mean} = -m + 7$
	Total		2	

Q	Marking instructions	AO	Marks	Typical solution
13(a)	Obtains the correct direction vector for line l_1 .	1.1b	B1	direction of l_1 is $\begin{bmatrix} 3 \\ -2 \\ -1 \end{bmatrix}$ $\begin{bmatrix} 12 \\ a+3 \\ 2b \end{bmatrix} = p \begin{bmatrix} 3 \\ -2 \\ -1 \end{bmatrix}$ $12 = 3p$ $p = 4$ $a + 3 = -2p \quad \text{and} \quad 2b = -p$ $a + 3 = -8 \quad \text{and} \quad 2b = -4$ $a = -11 \quad \text{and} \quad b = -2$
	Selects a method to find a and b by equating (multiples of) their l_1 direction vector and $\begin{bmatrix} 12 \\ a+3 \\ 2b \end{bmatrix}$.	3.1a	M1	
	Equates all components of their vectors and finds the multiplier ' p '.	1.1a	M1	
	Shows correctly that $a = -11$ and obtains $b = -2$.	2.1	R1	

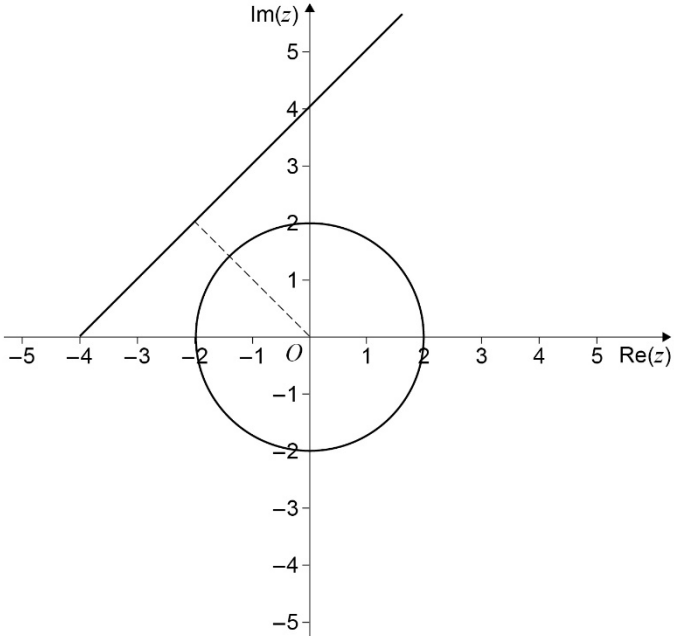
13(b)	Selects a method to find the intersection of l_1 and l_2 by equating vector equations of the two lines or by substituting components of l_2 in the Cartesian equation of l_1 .	3.1a	M1	$\frac{x-2}{3} = \frac{y-\frac{1}{2}}{-2} = \frac{z-0}{-1}$ $r = \begin{bmatrix} 2 \\ \frac{1}{2} \\ 0 \end{bmatrix} + \lambda \begin{bmatrix} 3 \\ -2 \\ -1 \end{bmatrix}$ $\begin{bmatrix} -7 + 12\mu \\ 4 + \mu(a+3) \\ -2 + 6\mu \end{bmatrix} = \begin{bmatrix} 2 + 3\lambda \\ 0.5 - 2\lambda \\ -\lambda \end{bmatrix}$ $\begin{aligned} -7 + 12\mu &= 2 + 3\lambda \\ 4 + \mu a + 3\mu &= 0.5 - 2\lambda \\ -2 + 6\mu &= -\lambda \end{aligned}$ $\begin{aligned} -7 + 12\mu &= 2 + 3(2 - 6\mu) \\ \mu &= \frac{1}{2} \end{aligned}$ $\lambda = 2 - 6 \times \frac{1}{2} = -1$ $4 + \frac{1}{2}a + 3 \times \frac{1}{2} = \frac{1}{2} - 2 \times -1$ $a = -6$
	Forms an equation in μ , or writes at least two simultaneous equations in μ and another parameter. Allow one arithmetic error.	1.1a	M1	
	Obtains the correct value of μ .	1.1b	A1	
	Forms an equation in a by substituting their value of μ into an appropriate equation, from the intersection of the two lines.	1.1a	M1	
	Obtains the correct value of a .	1.1b	A1	
	Total		9	

Q	Marking instructions	AO	Marks	Typical solution
14(a)	Writes both terms on one side of the inequality, with a common denominator.	1.1a	M1	$0 \leq \frac{(x+1)^2}{x+1} - \frac{x+7}{x+1}$ $0 \leq \frac{x^2 + 2x + 1 - x - 7}{x+1}$ $0 \leq \frac{x^2 + x - 6}{x+1}$ $\frac{(x+3)(x-2)}{x+1} \geq 0$
	Correctly combines their two fractions into one fraction.	1.1b	A1F	
	Obtains a single fraction in which the numerator is a three-term quadratic.	1.1a	M1	
	Completes a rigorous argument to show the correct inequality in the required form. Accept $0 \leq \frac{(x+2)(x+3)}{x+1}$.	2.1	R1	
14(b)	Explains that $x = -r$ is a solution of the inequality on the RHS, but not the one of the LHS.	2.4	B1	$x = -r$ is a solution of the inequality on the right, but not the one on the left.
14(c)	Obtains one correct region, FT their three critical values. Condone $-3 \leq x \leq -1$.	1.1a	M1	 $-3 \leq x < -1, \quad x \geq 2$
	Obtains both correct regions. $-3 \leq x < -1, \quad x \geq 2$	1.1b	A1	
Total			7	

Q	Marking instructions	AO	Marks	Typical solution
15(a)	Obtains the correct expression $k = \frac{r}{h}$.	1.1b	B1	$\frac{r}{h}$
15(b)	Uses the formula for volume of revolution $V = \pi \int mx^2 dx$. Condone missing π, dx and missing or incorrect limits.	1.1a	M1	$\begin{aligned} \text{Volume} &= \pi \int_0^h \left(\frac{rx}{h}\right)^2 dx \\ &= \pi \int_0^h \frac{r^2 x^2}{h^2} dx \\ &= \pi \left[\frac{r^2 x^3}{3h^2} \right]_0^h \\ &= \pi \left(\frac{r^2 h^3}{3h^2} - 0 \right) = \frac{1}{3} \pi r^2 h \end{aligned}$
	Correctly integrates their $(kx)^2$, with an expression for k in terms of r and h .	1.1a	M1	
	Completes a rigorous proof to show that $V = \frac{1}{3} \pi r^2 h$.	2.1	R1	
	Total		4	

Q	Marking instructions	AO	Marks	Typical solution
16(a)	Obtains I . Accept any identity matrix, eg $\begin{bmatrix} 1 & 0 \\ 0 & 1 \end{bmatrix}$.	1.2	B1	$\mathbf{AA}^{-1} = \mathbf{I}$
16(b)	Correctly uses pre- or post - multiplication by either \mathbf{A}^{-1} , \mathbf{B}^{-1} or \mathbf{M}^{-1} in a way which gives a product equal to I , starting from $\mathbf{M} = \mathbf{AB}$ or $\mathbf{ABM}^{-1} = \mathbf{I}$ or $\mathbf{M}^{-1}\mathbf{AB} = \mathbf{I}$	1.1a	M1	$\mathbf{M} = \mathbf{AB}$ $\mathbf{B}^{-1}\mathbf{A}^{-1}\mathbf{M} = \mathbf{B}^{-1}\mathbf{A}^{-1}\mathbf{AB}$ $\mathbf{B}^{-1}\mathbf{A}^{-1}\mathbf{M} = \mathbf{B}^{-1}\mathbf{IB}$ $\mathbf{B}^{-1}\mathbf{A}^{-1}\mathbf{MM}^{-1} = \mathbf{B}^{-1}\mathbf{BM}^{-1}$ $\mathbf{B}^{-1}\mathbf{A}^{-1}\mathbf{I} = \mathbf{IM}^{-1}$ $\mathbf{B}^{-1}\mathbf{A}^{-1} = \mathbf{M}^{-1}$
	Correctly simplifies $\mathbf{AA}^{-1} = \mathbf{I}$ OE or $\mathbf{BB}^{-1} = \mathbf{I}$ OE in a correct equation.	1.1a	M1	
	Completes a rigorous argument to prove that $\mathbf{M}^{-1} = \mathbf{B}^{-1}\mathbf{A}^{-1}$.	2.1	R1	
	Total		4	

Q	Marking instructions	AO	Marks	Typical solution
17	Selects a method to transform the given equation of C into a standard polar form or Cartesian form, e.g. uses $r^2 = x^2 + y^2$ and $x = r \cos \theta$ and $y = r \sin \theta$; or writes r in the form $R(\cos A \cos B + \sin A \sin B)$.	3.1a	M1	$r^2 = a(r \cos \theta + r \sin \theta)$ $x^2 + y^2 = a(x + y)$ $x^2 - ax + y^2 - ay = 0$ $x^2 - ax + \frac{a^2}{4} + y^2 - ay + \frac{a^2}{4} = \frac{a^2}{2}$ $\left(x - \frac{a}{2}\right)^2 + \left(y - \frac{a}{2}\right)^2 = \left(\frac{a}{\sqrt{2}}\right)^2$ $\text{radius} = \frac{a}{\sqrt{2}}$
	Obtains a correct equation in terms of x and y only or obtains $r = a\sqrt{2} \cos\left(\theta - \frac{\pi}{4}\right)$.	1.1b	A1	
	Correctly completes the square of their quadratic expression or states that the circle must pass through O , and that the maximum value of $\cos\left(\theta - \frac{\pi}{4}\right)$ is 1.	1.1a	M1	
	Obtains the correct radius = $\frac{a}{\sqrt{2}}$.	3.2a	A1	
	Total		4	

Q	Marking instructions	AO	Marks	Typical solution
18(a)	Draws a circle with centre (0, 0) and radius 2. Accept a reasonably accurate freehand circle.	1.1b	B1	
18(b)	Draws a straight line from $(-4, 0)$ at $\frac{\pi}{4}$ to the real axis. Accept a reasonably accurate unrulled line.	1.1b	B1	
18(c)	Selects a method to find the required expression by relating it to the shortest distance between the circle and the line. e.g. a perpendicular drawn from the line to the origin (or to the circle). or an indication of the use of the point $(-2, 2)$.	3.1a	M1	
	Calculates the distance from $(-2, 2)$ to the origin, or the distance from $(-2, 2)$ to $(-\sqrt{2}, \sqrt{2})$.	1.1a	M1	$\sqrt{(-2 - 0)^2 + (2 - 0)^2}$
	Obtains the correct value = $12 - 8\sqrt{2}$ ACF, need not be simplified, exact value not required.	3.2a	A1	<p>shortest distance = $\sqrt{8} - 2$</p> <p>least possible value = $(\sqrt{8} - 2)^2$</p> <p>= $12 - 8\sqrt{2}$</p>
	Total		5	

	Paper total		80	
--	--------------------	--	-----------	--